

JORDANELLE SPECIAL SERVICE DISTRICT

INSIDE THIS REPORT

PG. 2

Source Protection
Where Your Water Comes From
Management Strategies
District Board Meetings
To Contact the District

PG. 3

Health Information
Pharmaceuticals in Drinking Water
Unused Meds & Proper Disposal

PG. 4

Water Quality
Cross Connection Information
Water Conservation
Water Information Sites

PG. 5

Water Quality Testing & Results




2020 WATER QUALITY REPORT

INFORMING YOU ABOUT WATER QUALITY

This report includes details about our water sources, what they contain, and other important information about the water we provide to our customers. This report also provides information regarding water quality from 2019.

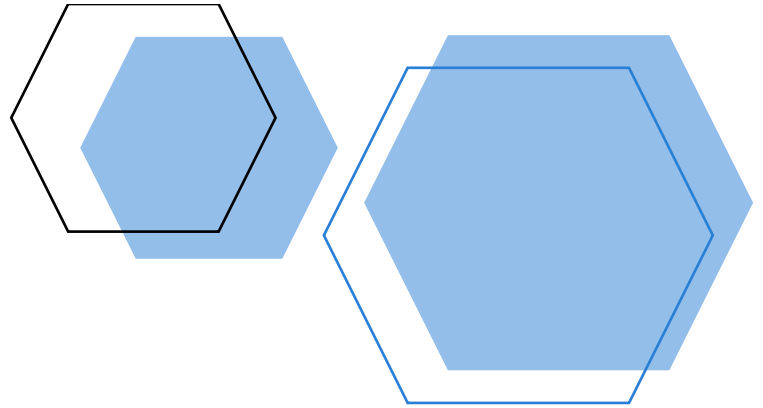
We strive to provide high-quality customer service, information, and technical support to our customers. We take great pride and are committed to ensure the highest quality water that meets or exceeds federal and state water quality standards. We accomplish this by staying current with new regulations, standards, treatment technologies, process control equipment, and providing ongoing training and education for our staff.



SOURCE PROTECTION

Jordanelle SSD provides water and sanitary sewer services to residents and developments around the Jordanelle Reservoir. Protection zones have been identified for the tunnel and wells in accordance with the State of Utah Drinking Water Regulations. These zones outline areas that contribute water to the drinking water supply and potential contamination sources are identified within these zones.

While the protection zones for the tunnel are large, potential contaminants within the zones are relatively minimal because most of the zones are covered by residential areas, Deer Valley Resort, and undeveloped areas. The identified potential contaminants include fuel storage, sewer systems, roads, and residential contaminants, such as pesticides and herbicides.



WHERE YOUR WATER COMES FROM

The Jordanelle Special Service District services 1,624 retail and 11 commercial, and 1 institutional connections, for a total population served of 1,630 full time residents. Approximately 90 percent of the water delivered by the District comes from ground water that is conveyed through the Ontario No. 2 Drain Tunnel. This water is treated through the Keetley Water Treatment Plant.

The remaining 10 percent of water comes from ground-water sources located in deep underground aquifers. Wells located through-out the Jordanelle basin pump water from these aquifers for delivery to your tap.

DISTRICT BOARD MEETINGS

Board meetings are held on the second Tuesday of every month at 4:30 PM (some exceptions apply). The meetings are held at the County Administration building, located at 25 N Main. The public is welcome to attend. Please call the Jordanelle Special Services District office with any questions or comments regarding this report.

MANAGEMENT STRATEGIES

The District has established several management strategies for the potential contaminants. These strategies include continual monitoring and clean up procedures. The District has also developed emergency procedures that would be taken if the drinking water source should become contaminated. These strategies have been prepared with the public health as the highest priority.

CONTACT THE DISTRICT

Jordenelle Special Service District

Hours of operation: 7:00 a.m. to 5:00 p.m.

Monday through Thursday.

The Main office is located at:

5780 N. Old Hwy 40

Heber City, UT

Billing & Service questions: (435) 654-9233

Water Quality questions: (435) 333-0475

Web Site: jssd.us



HEALTH INFORMATION

The presence of contaminants does not necessarily indicate that water poses a health risk. All drinking water, including bottled water, may reasonably be expected to contain at least small amounts of some contaminants. More information about contaminants and potential health effects can be obtained by calling the Environmental Protection Agency's Safe Drinking Water hotline at 1-800-426-4791. You may also visit their Web site at www.epa.gov/safewater.

Some people are more vulnerable to contaminants in drinking water than the general population. Immunocompromised individuals such as those undergoing chemotherapy, those who have undergone organ transplants, people with HIV/AIDS or other immune system disorders, and some elderly people and infants can be particularly at risk. These people should seek advice about drinking water from their health care provider.

PHARMACEUTICALS IN DRINKING WATER

When cleaning out your medicine cabinet, never flush or dispose of pharmaceuticals or other chemicals on the ground. Recent studies are generating a growing concern over pharmaceuticals and other personal products entering surface and ground water. The term *Pharmaceuticals* as used herein includes but is not limited to chemicals such as over-the-counter medicines, prescription medicines, and antibiotics and hormones used with livestock.

Storing unused or outdated prescriptions creates an opportunity for illicit use. One in five teens report intentionally misusing someone else's prescription drugs to get high. Nearly half say they get the medications from friends and relatives for free, often by raiding the medicine cabinet or by attending "pharming parties" where teens barter legal drugs and get high.

WHAT SHOULD I DO WITH MY UNUSED MEDICATIONS?

The Heber City Police Dept. and Wasatch County Sheriff's Department have established proper unused/outdated drug disposal programs for the residents of Wasatch County. Bring your unused prescription and over the counter medications to the following location:

Heber City Police Dept.

301 S. Main

Heber City, UT 84032

435-654-3040

Hours: 7:30 a.m. - 6 p.m. M-F

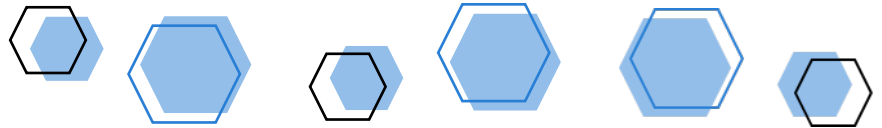


WATER QUALITY

Drinking water sources include rivers, lakes, springs, and wells.

As water travels over the surface of the land or through the ground, it dissolves and picks up substances (both naturally occurring and artificial) it contacts along the way. These come from everything that interacts with the water from rocks and soil to people and wildlife. **Inorganic** contaminants, such as salts and metals, can come from urban storm water runoff, industrial and domestic waste-water discharges, oil and gas productions, mining, and farming. Pesticides and herbicides can come from a variety of sources such as agriculture, urban storm water runoff, and residential use. Organic chemical contaminants including synthetic and volatile organic chemicals (byproducts of industrial processes and petroleum production) as well as nitrates (from human and animal waste, fertilizer, etc.) can come from gas stations, urban storm runoff, agriculture, lawns, and septic systems. Radioactive contaminants, which can be naturally occurring or synthetic, can be the result of oil and gas production and mining activities.

In order to ensure that tap water is safe to drink, the EPA regulates the levels of certain contaminants in water provided by public water systems.



CROSS CONNECTION INFORMATION

A cross connection is defined as, "Any actual or potential connection between a potable water system and any other source or system through which it is possible to introduce into the public drinking water system any used water, industrial fluid, gas or substance other than the intended potable water". Cross connections and backflow incidences in the United States have resulted in dangerous, highly contaminated water.

Here are some examples of common potential cross connections:

- Water from the toilet tank can be drawn back into the public water supply if the flush valve does not have an anti-siphon device.
- If a swimming pool or hot tub is filled with a garden hose submerged in the water, pool water can be sucked up the hose into the public water supply.
- Insecticides, herbicides, or fertilizers attached to a garden hose can be pulled into the public water supply if pressure drops in the main outside the home.
- If a sprinkler system lacks a proper back flow prevention device, dirty water from the lawn can be siphoned back through the sprinkler head into the public water supply.

If there is a cross connection that cannot be avoided, be sure to use a backflow prevention device to keep any contamination from getting into the potable water system in accordance with current plumbing codes. A hose bib vacuum breaker for your outside faucet is a simple, inexpensive item that can be purchased at most home improvement stores.

For additional information or questions, call us at 435-654-9233 or visit:

American Backflow Prevention Association: [http.abpa.org](http://abpa.org)

American Backflow Prevention Association Utah Chapter: www.utabpa.org

WATER CONSERVATION

Water Conservation is a key factor in providing safe drinking water now and in the future. Using less water reduces contamination, eliminates effects of drought, and saves households money. The District is committed to water conservation.



WATER INFORMATION SITES

Jordanelle Special Service District:

www.jssd.us

Utah Division of Drinking Water:

www.drinkingwater.utah.gov

U.S. EPA office of Groundwater and Drinking Water:

www.epa.gov

www.medicationsdisposal.utah.gov

WATER QUALITY TESTING & RESULTS

	Units	Results	Average	MCL	MCLG	Exceed MCL	Year Sampled	Likely Source(s)
INORGANIC CONTAMINANTS								
Antimony	mg/l	.0041-.0058	0.0047	0.006	0.006	No	2019	Discharge from petroleum refineries.
Arsenic	mg/l	0.0031	N/A	0.01	0	No	2019	Erosion of natural deposits; runoff from orchards; runoff from glass factories.
Barium	mg/l	0.012	N/A	2.0	2.0	No	2019	Erosion of natural deposits.
Chromium	mg/l	N/D	N/A	0.10	0.10	No	2019	Erosion of natural deposits.
Fluoride	mg/l	0.3	N/A	4.0	4.0	No	2019	Erosion of natural deposits.
Mercury	mg/l	N/D	N/A	0.002	0.002	No	2019	Erosion of naturally occurring deposits.
Nitrate	mg/l	.1	N/A	10	10	no	2019	Run off from fertilizer use; leaching from septic tanks; natural runoff.
Selenium	mg/l	0.0031	N/A	0.05	0.05	No	2019	Discharge from petroleum and metal refineries; erosion of natural deposits.
Sodium	mg/l	20	N/A	NE	NE	No	2019	Erosion of natural deposits.
Sulfate	mg/l	286	N/A	1,000	NE	No	2019	Erosion of natural deposits.
TDS	mg/l	632	N/A	2,000	NE	No	2019	Erosion of naturally occurring deposits.
Thallium	mg/l	.0006	N/A	0.002	0.0005	No	2019	Discharge from electronics glass and leaching from ore processing sites.
Turbidity	NTU	.03-.07	0.05	0.5/5.0	TT	No	2019	Erosion of natural deposits.
ORGANIC MATERIAL								
TOC	mg/l	ND-.06	0.005	TT	NE	No	2019	Naturally occurring
VOCs								
Chloroform	µg/L	0.7	Na	10,000		No	2018	
PESTICIDES/PCBs/SOCs								
	µg/L	None Detected					2019	
LEAD and COPPER (Tested at the consumers tap; value shown is the 90th percentile for compliance)								
Lead	ppm	N/D-.307	0.015	AL / 0.015	0.015	No	2019	Corrosion of household plumbing systems, naturally occurring deposits.
Copper	ppm	ND-4.36	0.229	AL / 1.3	1.3	No	2019	Corrosion of household plumbing systems, naturally occurring deposits.
RADIOLOGICAL								
Gross-Alpha	pci/L	.0045-.0049	0.0047	0.006	0.006	No	2018	Erosion of natural deposits.
Gross-Beta	pci/L	0.0017	0.0017	0.01	0	No	2018	Decay of natural and man-made deposits.
Radium 228	pci/L	0.012	0.012	2.0	2.0	No	2018	Decay of natural and man-made deposits.
DISINFECTANTS/DISINFECTION BY-PRODUCTS								
Chlorine Residual	mg/l	.70-2.95	1.18	MRDL-4.0	NE	No	2019	Drinking water disinfectant
TTHM	ug/L	ND	N/A	80.0	NE	No	2019	By-product of drinking water disinfection. MCL based on a running annual average.
HAA5s	ug/L	ND	N/A	60.0	NE	No	2019	By-product of drinking water disinfection.
MICROBIOLOGICAL								
Total Coliform Fecal Coliform (E.coli)	% Positive Per month	None Detected None Detected		5%	0 0	No No	2019 2019	Human and animal fecal waste, naturally occurring in the environment. MCL is for monthly compliance.
UNREGULATED PARAMETERS – monitoring not required								
Alkalinity, total (CaCO3)	mg/L	29-34	31	UR	NE	No	2019	Naturally occurring.
Calcium	mg/L	200-240	220	UR	NE	No	2019	Erosion of natural deposits.
Conductivity	µmhos/cm	640-770	720	UR	NE	No	2019	Naturally occurring.
Hardness, total	mg/L	290-330	310	UR	NE	No	2019	Naturally occurring.
pH	mg/L	7.68-8.40	7.93	UR	NE	No	2019	Naturally occurring.

DEFINITIONS

Action Level (AL): The concentration of a contaminant which, if exceeded, triggers treatment or other requirements which a water system must follow.

Maximum Contaminant Level (MCL): The highest level of a contaminant that is allowed in drinking water.

Maximum Contaminant Level Goal (MCLG): The level of a contaminant in drinking water below which there is no known or expected risk to health. MCLGs allow for a margin of safety.

NE: Abbreviation for "None Established".

Pci/L: Picocuries per liter

ppm: parts per million (compare to 1 minute in 23 months or 1 penny in \$10,000).

ppb: parts per billion (compare to 1 minute in 1,900 years or 1 penny in \$10,000,000).

UR: "Unregulated at this time".

Treatment Technique (TT): A required treatment intended to reduce the level of contaminant in the drinking water.

NTU (Nephelometric Turbidity Units): A measure of water clarity. (ground water and surface water sources)

We at Jordanelle SSD work around the clock to provide top-quality water to every tap. We ask that all of our customers help us protect our waters sources, which are the heart of our community, our way of life, and the future of our children.